



### District Report Card: 2017


<b>State:</b> Rajasthan	<b>District:</b> Jaipur
<b>Class:</b> 3	<b>Subject:</b> Mathematics
<b>Schools:</b> 57	<b>Students:</b> 851


### Participation/Coverage


#### Students

<div>GENDER</div> <div></div>	Boys				Girls			
	Number		%		Number		%	
	390		45.83		461		54.17	

<div>AREA</div> <div></div>	Rural				Urban			
	Number		%		Number		%	
	550		64.63		301		35.37	

<div>CATEGORY</div> <div></div>	SC		ST		OBC		GEN	
	Number	%	Number	%	Number	%	Number	%
	208	24.44	120	14.10	320	37.60	203	23.85

<div>CWSN</div> <div></div>	LD	VI	HI	S&LD	ID	Oth
	2	0	1	2	3	2

<div>Management</div> <div></div>	Government			Government-aided		
	Number		%	Number		%
	851		100.00	0		0.00

### Average Performance of Students in Mathematics (%)

Overall	Gender		Area		Management		Social Group			
	Male	Female	Rural	Urban	Govt.	Aided	SC	ST	OBC	GEN
77.80	78.19	77.47	75.27	82.41	77.80	0.00	77.72	69.39	77.40	83.48

## Performance on Learning Outcomes (LOs)

Learning Outcomes	Description	Average Performance(%)
M301	Reads and writes numbers up to 999 using place value	73.76
M302	Compares numbers up to 999 based on their place values	87.66
M303	Solves simple daily life problems using addition and subtraction of three digit numbers with and without regrouping	74.38
M304	Constructs and uses the multiplication facts (up till 10) in daily life situations	79.44
M305	Analyses and applies an appropriate number operation in the situation/ context	76.73
M306	Explains the meaning of division facts by equal grouping/sharing and finds it by repeated subtraction	77.44
M309	Identifies and makes 2D-shapes by paper folding, paper cutting on the dot grid, using straight lines etc.	87.55
M311	Fills a given region leaving no gaps using a tile of a given shape	54.12
M312	Estimates and measures length and distance using standard units like centimeters or meters & identifies relationships	47.89
M317	Reads the time correctly to the hour using a clock/watch	87.31
M318	Extends patterns in simple shapes and numbers	77.51
M319	Records data using tally marks, represents pictorially and draws conclusions	81.90

Range of Performance of Students who Answered Correctly							
Below 30%		30% - 50%		50% - 75%		Above 75%	
Number	%	Number	%	Number	%	Number	%
11	1.29	58	6.82	264	31.02	518	60.87

## Lowest Performing Learning Outcomes (LOs)

- 1 - Estimates and measures length and distance using standard units like centimeters or meters & identifies relationships (47.89)
- 2 - Fills a given region leaving no gaps using a tile of a given shape (54.12)
- 3 - Reads and writes numbers up to 999 using place value (73.76)
- 4 - Solves simple daily life problems using addition and subtraction of three digit numbers with and without regrouping (74.38)
- 5 - Analyses and applies an appropriate number operation in the situation/ context (76.73)